



de Beaumont
FOUNDATION

ASSOCIATION OF
ASPPH
SCHOOLS & PROGRAMS OF PUBLIC HEALTH

Undergraduate public health conferrals in the US, 1992-2012

Presentation at Keeneland, 2014

JP Leider, PhD

*Senior Research and Evaluation Officer
de Beaumont Foundation*

Christine Plepys, MS

*Director of Data Analytics and Grants
Association of Schools and Programs of Public Health*

Craig Blakely, PhD MPH

*Dean
University of Louisville*

Brian Castrucci, MA

*Chief Program and Strategy Officer
de Beaumont Foundation*

Emily Burke, MPH

*Data Analytics Program Manager
Association of Schools and Programs of Public Health*

James Sprague, MD

*Chief Executive Officer
de Beaumont Foundation*

Work by ASPPH researchers partially supported under a cooperative agreement from the Centers for Disease Control and Prevention (CDC) through the Association of Schools and Programs of Public Health (Grant # 1U36OE000002). In-kind support for the project was provided by the de Beaumont Foundation.

The de Beaumont Foundation

- The de Beaumont Foundation believes that a strong public health system is essential.
- Founded by Pierre S. de Beaumont, the Foundation works to transform the practice of public health through strategic and engaged grantmaking.
- Programs funded by the Foundation build the capacity and stature of the public health workforce, improve public health infrastructure, and advance the distribution and relevancy of information and data in the field.

Overview for today's talk

- Characterize methods for creating an estimate of undergraduate PH conferrals
- Report findings
- Discuss future research needs

Using NCES data

- The National Center for Education Statistics (NCES) collects graduation data from all schools in the US
 - Universal uptake due federal financial student aid requirements
- NCES gathers key characteristics from each institutional yearly, including degree conferral counts by area

Using NCES data

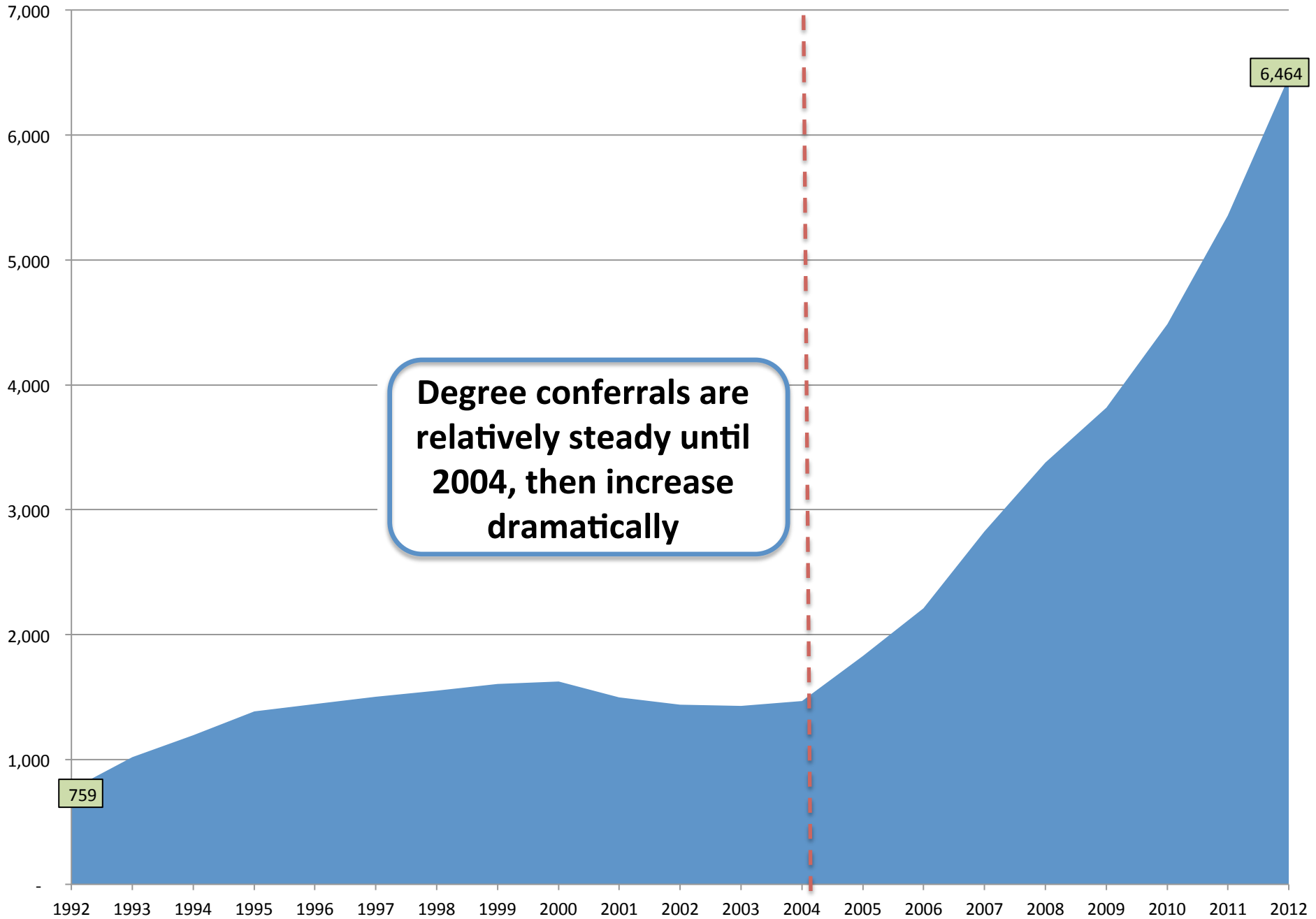
- Degree counts collected by Classification of Instructional Programs (CIP) code
- Public health has its own category
 - Including 11 subcodes
 - Need to include related CIP codes - e.g., Biostatistics (26.1102) , Epidemiology (26.1309), or Health Policy Analysis (44.0503).

Methods

- Combined data from 1992-2012 and pulled out Public Health-specific graduate data
- Ran descriptive statistics by year, degree type, gender, and race/ethnicity

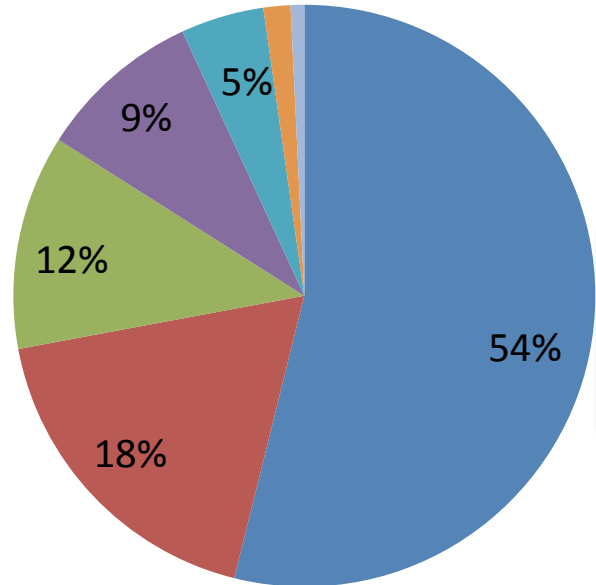
Results

Number of conferrals for undergraduate Public Health, degrees, 1992-2012

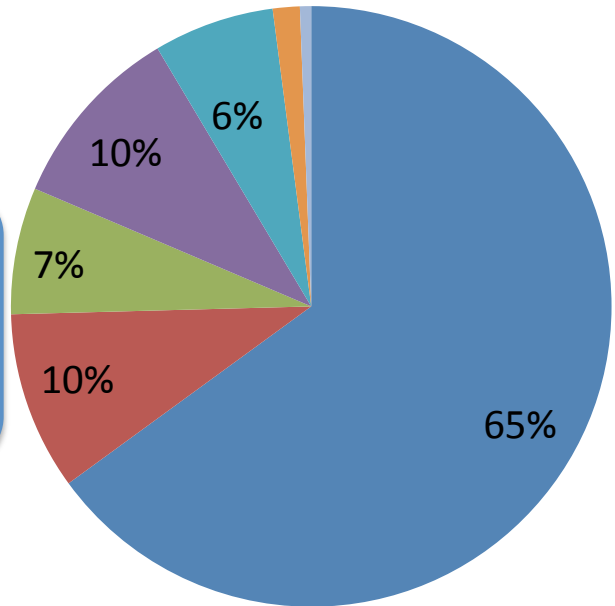


Race/ethnicity in 2012

PH undergraduates



All undergraduates



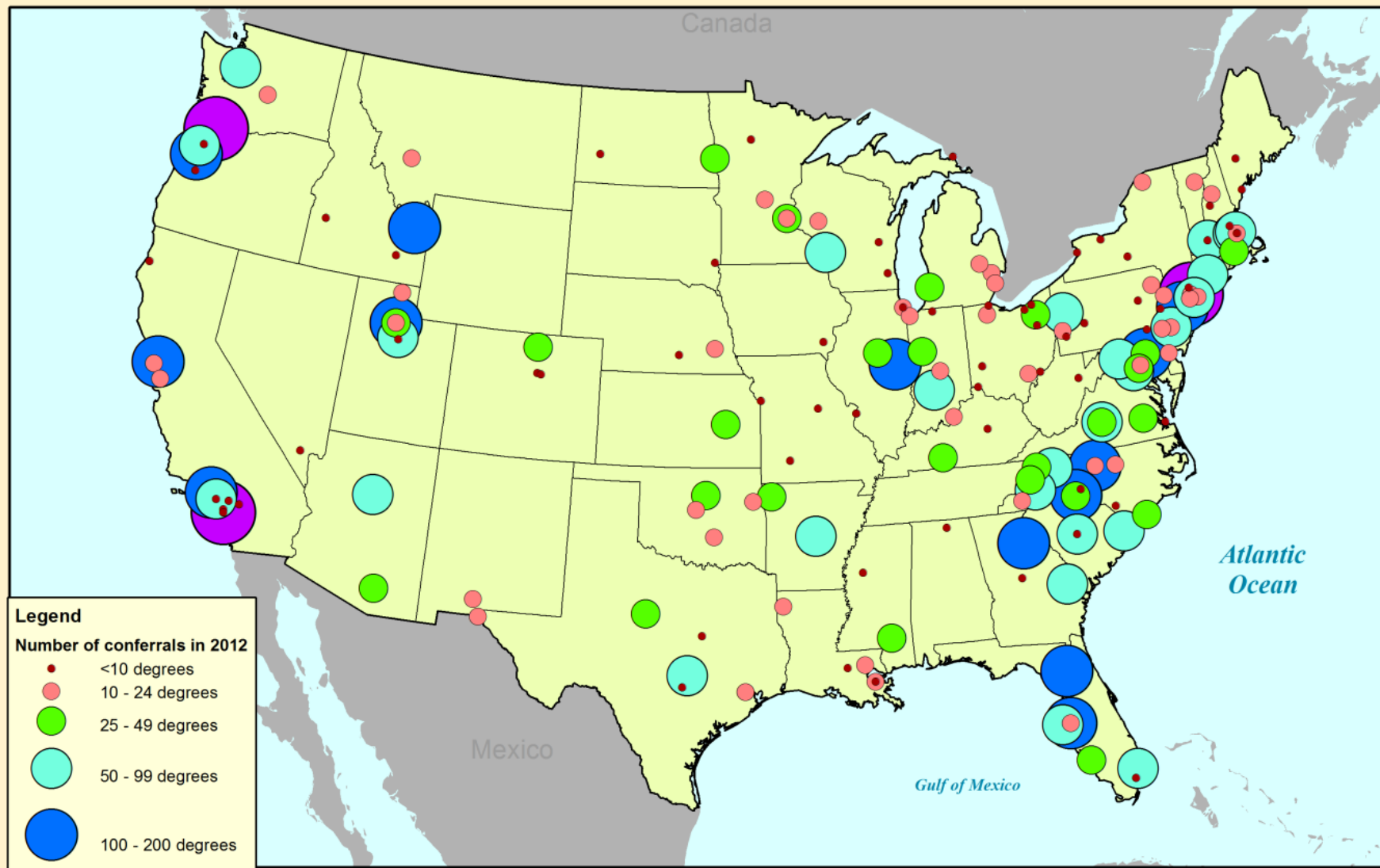
Public Health is more diverse than the average

- White
- Black
- Asian or NPI
- Hispanic
- Race Unknown
- Two or More Races
- American Indian

- White
- Black
- Asian or NPI
- Hispanic
- Race Unknown
- Two or More Races
- American Indian

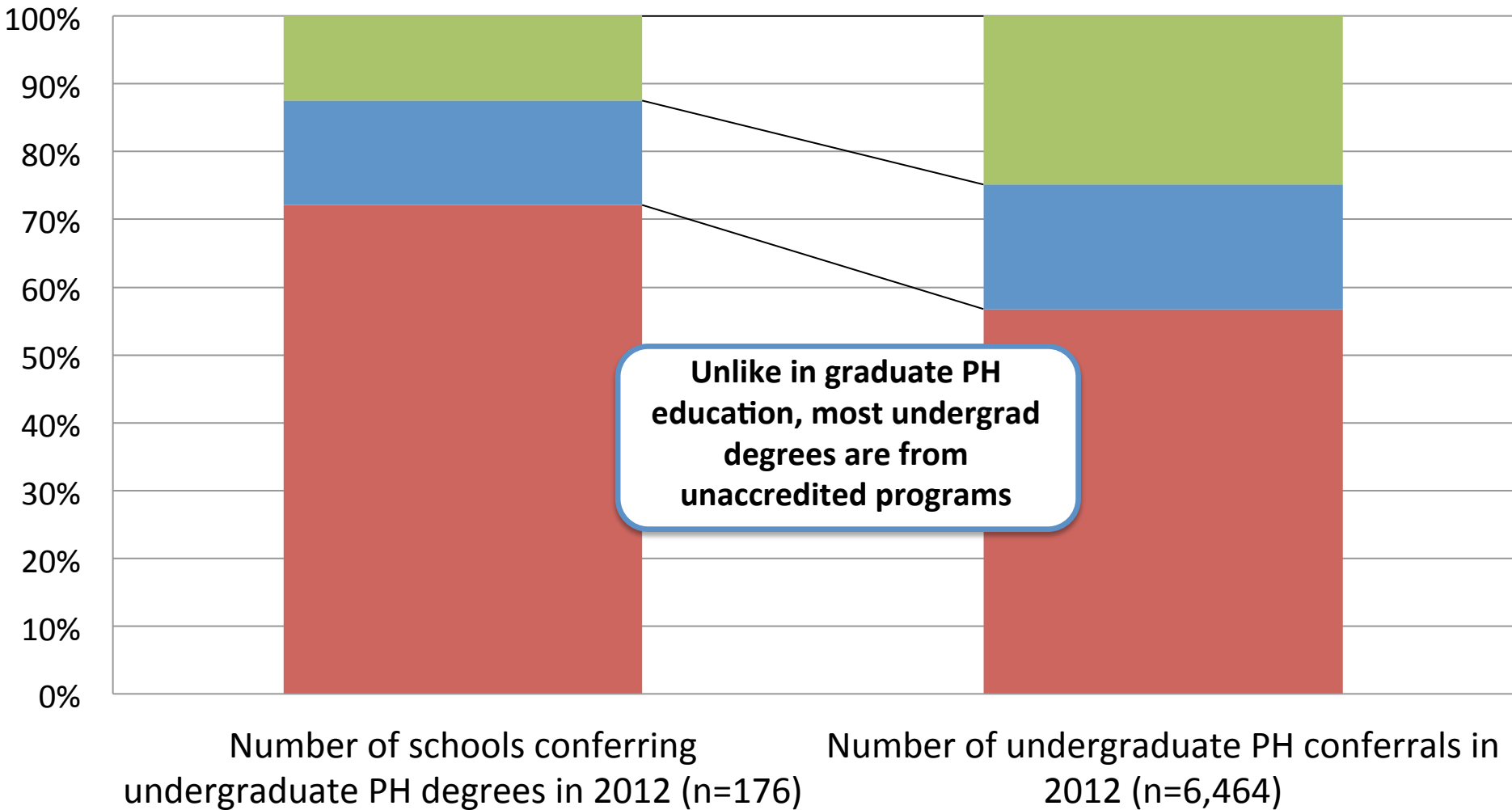
Where are undergraduates
receiving Public Health degrees?

Colleges and universities conferring undergraduate degrees in Public Health in the United States, 2012



This map illustrates the number of Public Health undergraduate conferrals, by institution, in 2012 in the contiguous United States. Approximately 6,500 students graduated with undergraduate degrees in Public Health in 2012 from 176 schools. Forty percent of degree conferrals came from just 16 colleges and universities in 2012.

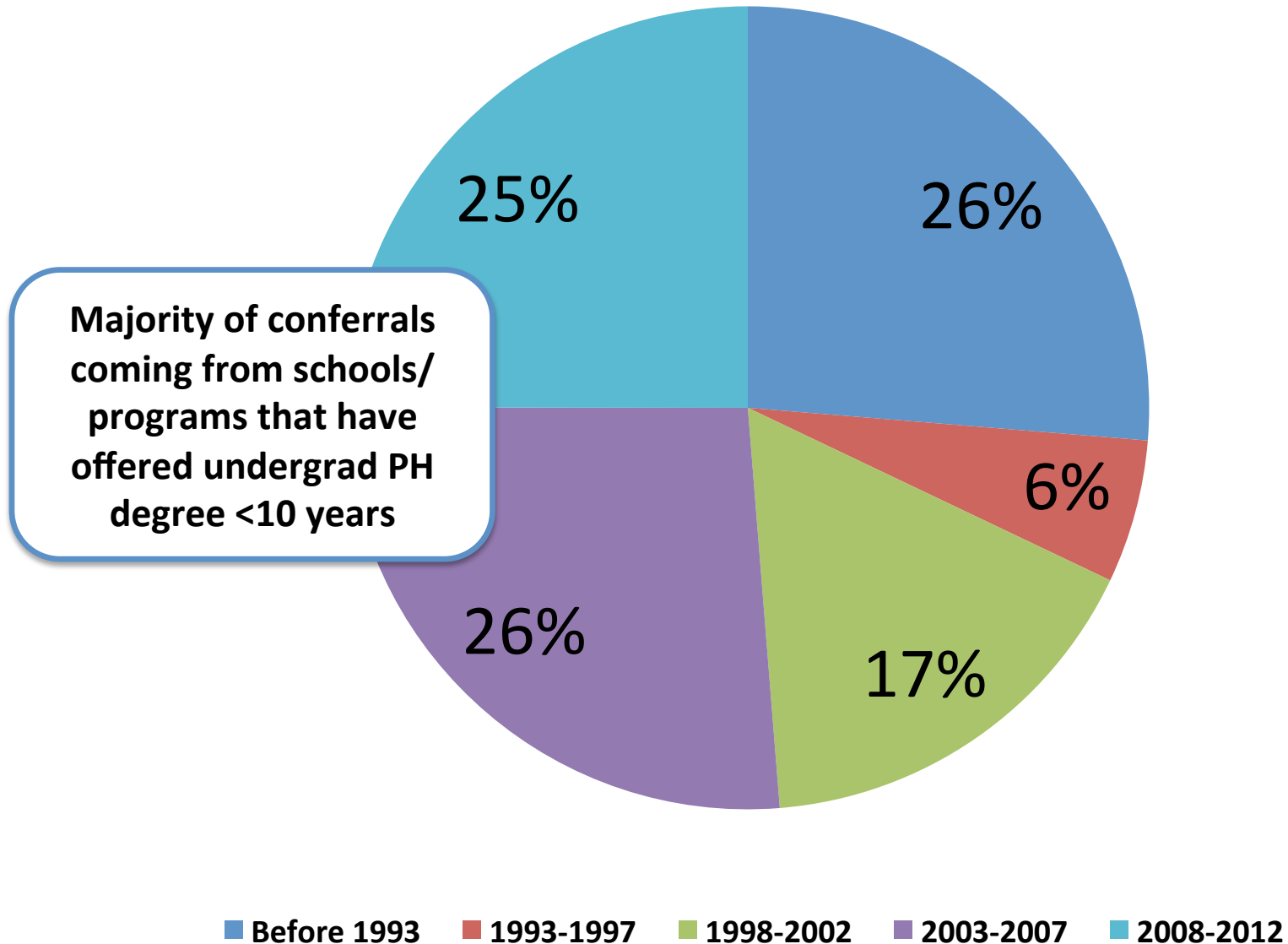
Number of schools conferring undergraduate degrees and number of conferrals in 2012 by accreditation status



Unlike in graduate PH education, most undergrad degrees are from unaccredited programs

- From schools with undergraduate CEPH accreditation for school/programs
- From schools with graduate level accreditation but not undergraduate CEPH accreditation for school/programs
- From schools without graduate or undergraduate CEPH accreditation

Proportion of 2012 conferrals by first year institution conferred undergraduate Public Health degree



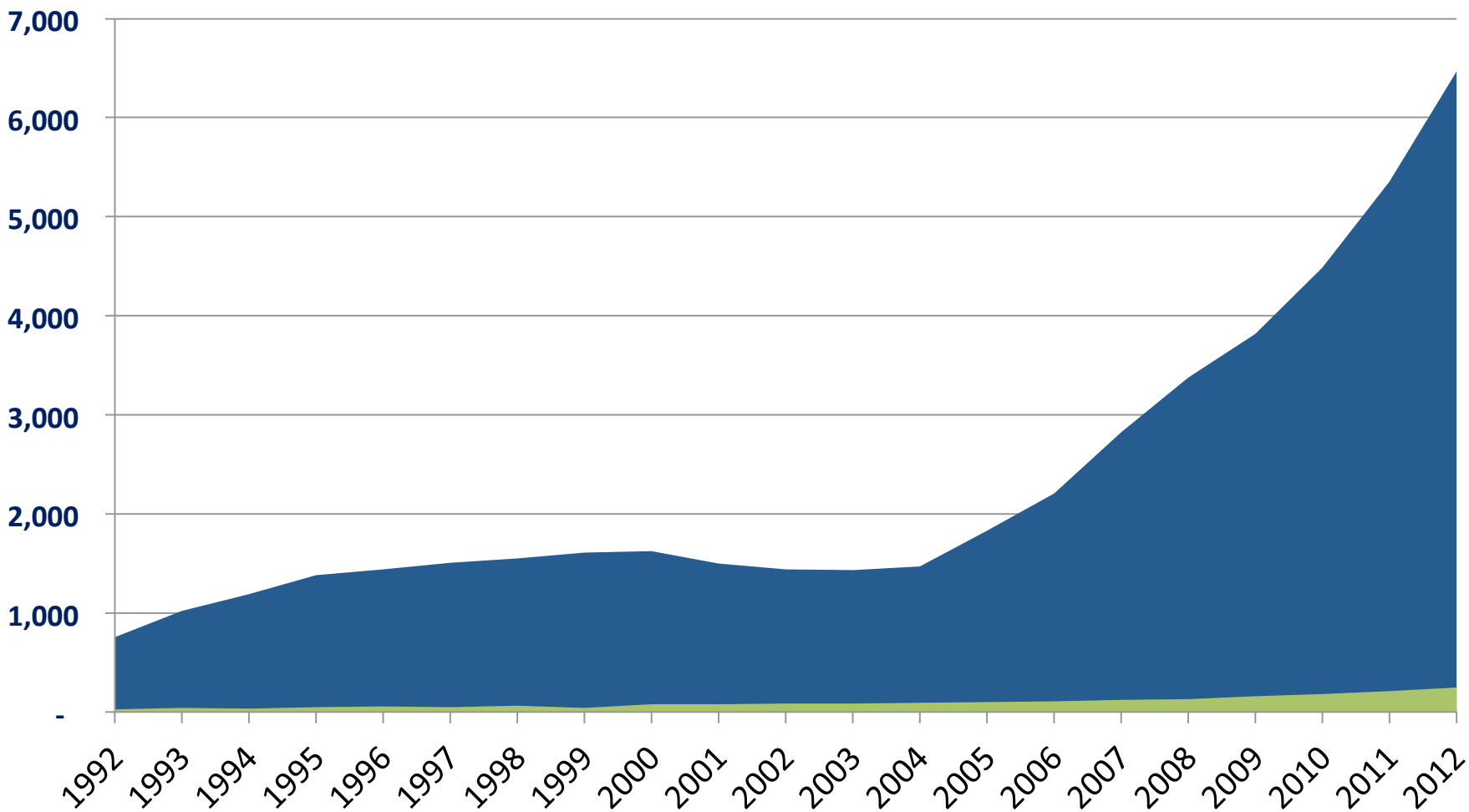
Compared to Other Undergraduate Degrees

- Between 1992 and 2012, Public Health ranked as the tenth fastest growing category.
 - Conferrals grew seven-fold.
- Between 2008 and 2012, Public Health ranked as the tenth fastest growing category.
 - Number of undergraduate conferrals almost doubled.

Where are they going?

- Undergraduate degree conferrals in PH dramatically increased since 2005
- Where are they going?
 - Is undergraduate PH the ‘new premed?’
 - Are undergrads going on to graduate school in public health?
 - Where are they working?

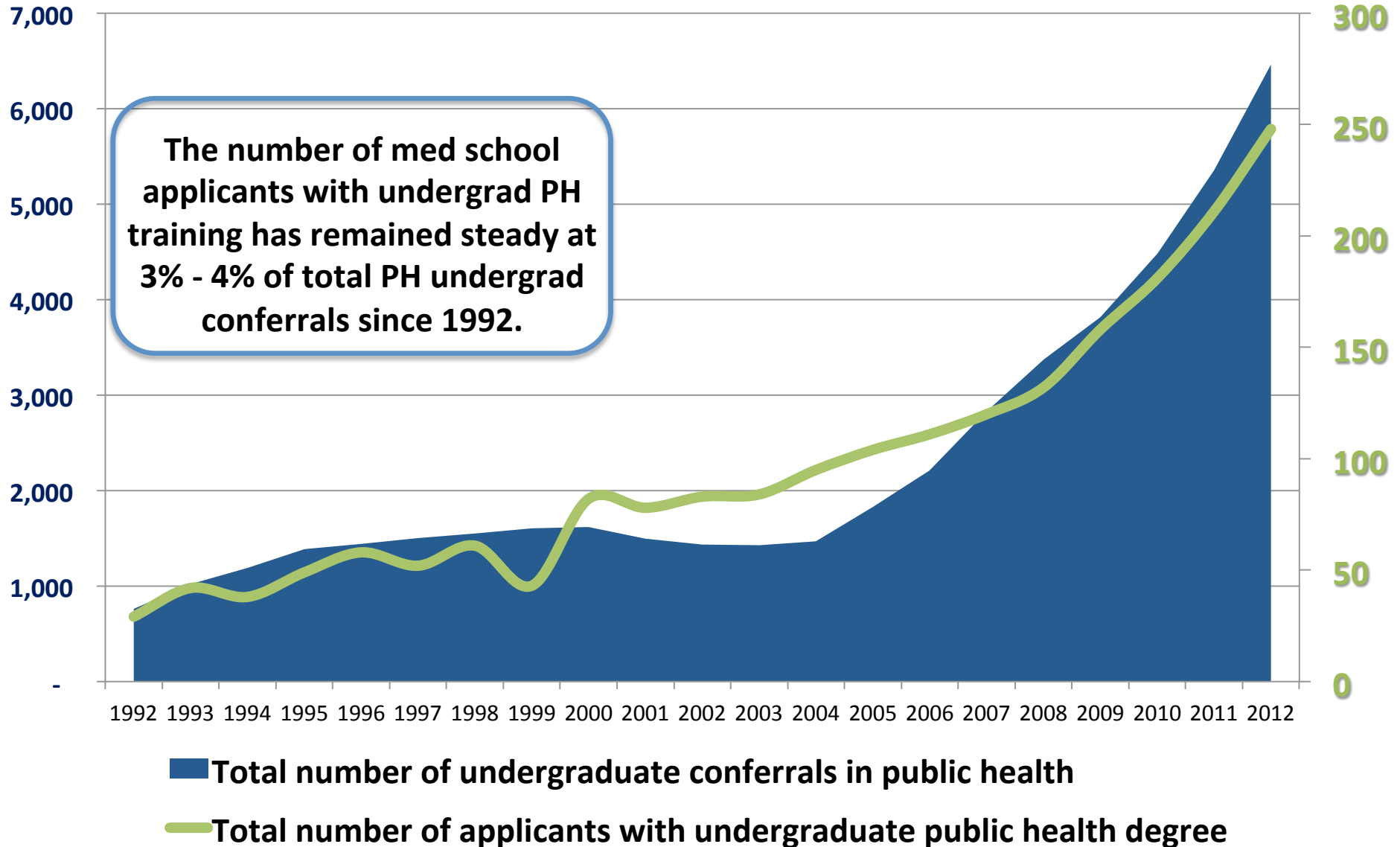
Applicants to medical school with a primary undergraduate major in public health



- Total number of undergraduate conferrals in public health
- Total number of applicants with undergraduate public health degree

Source: AAMC Applicant File

Applicants to medical school with a primary undergraduate major in public health



	SOPHAS Applicants to Schools of Public Health with an Undergraduate Degree in Public Health form a US Institution					
Application Year	Applicants with ≤5 years since undergraduate degree conferral	Applicants with >5 years since undergraduate degree conferral	Total Applicants	Percent of all applicants with degree from U.S. institution	Average Years since Degree	Total Number of Schools in SOPHAS
2007	213	43	256	5.4%	2.56	23
2008	320	63	383	6.2%	2.52	26
2009	276	44	320	5.4%	2.15	30
2010	383	58	441	6.0%	1.95	35
2011	412	59	471	6.3%	2.28	36
2012	365	77	442	5.9%	3.10	38

Applicants with the following degrees are included: Behavioral Science, Biostatistics, Community Health, Environmental Studies, Epidemiology, Health Administration, Health Education, International Health, Public Health

Major takeaways

- Public Health undergraduate degree conferrals are climbing steadily
- Growth mostly attributable to new programs entering marketplace
- Almost no data exist on where PH undergrads go after graduation

Questions? Thoughts?